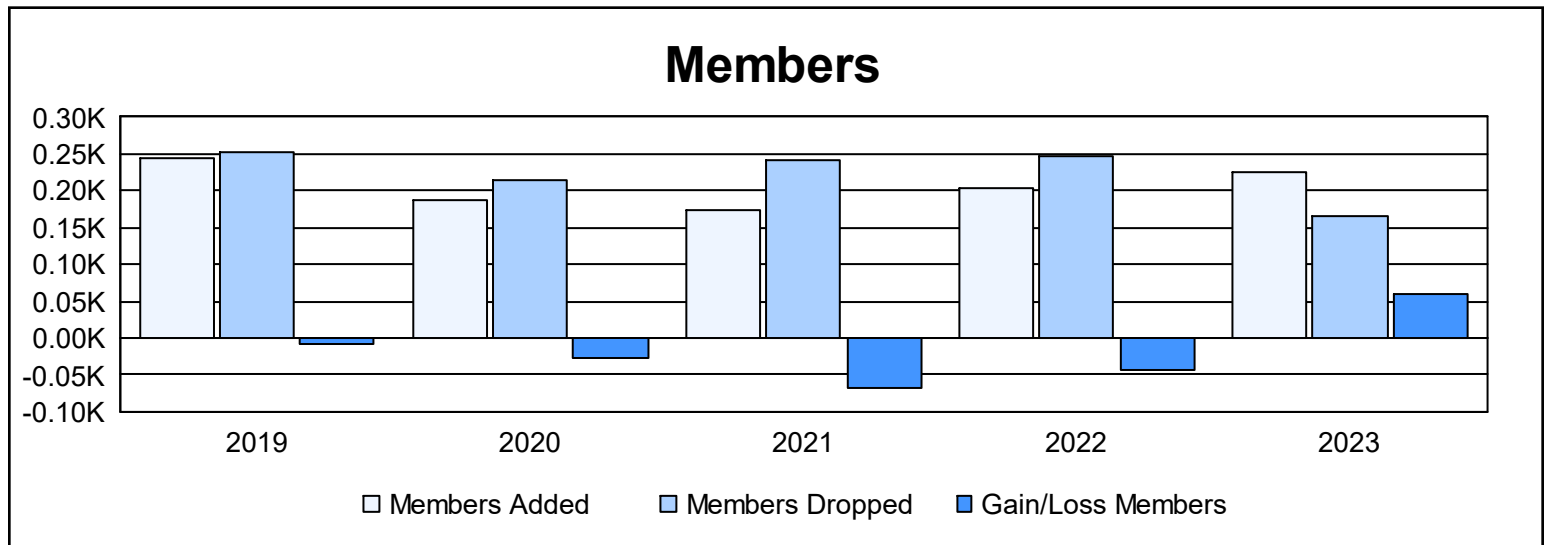
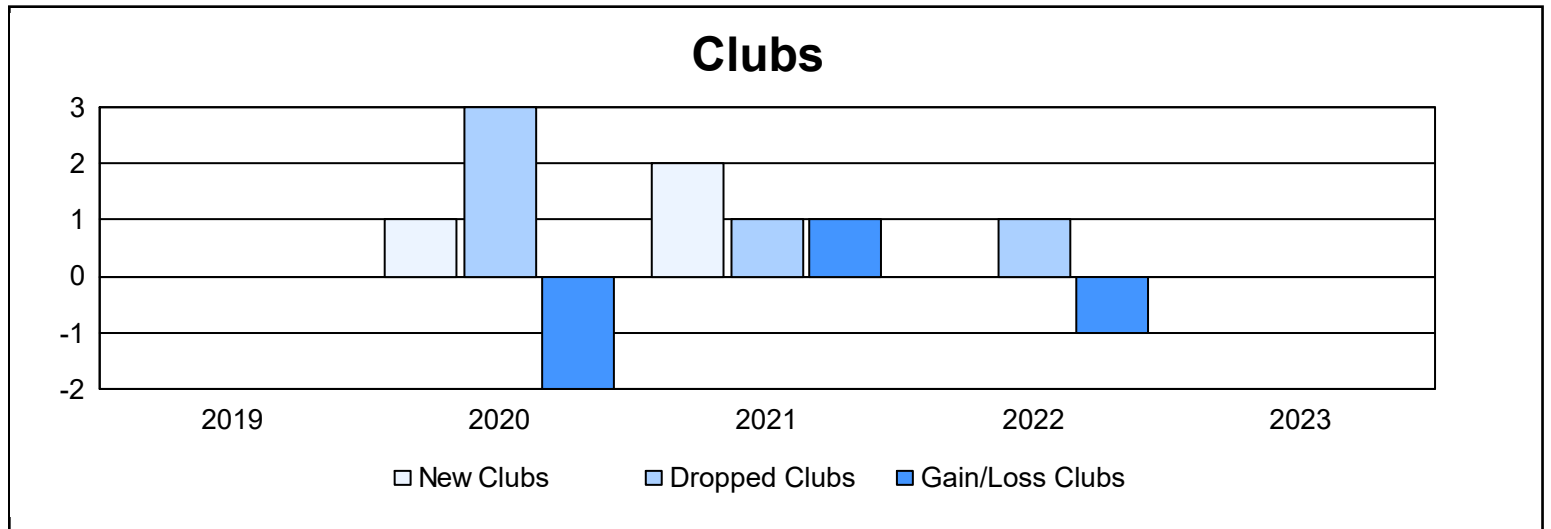
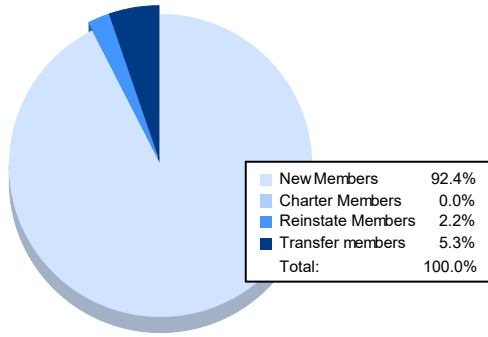


Year	New Clubs	Dropped Clubs	Gain/ Loss Clubs	New Members	Charter Members	Reinstate Members	Transfer Members	Total Member Added	Total Members Dropped	Gain/ Loss Members
2018-2019	0	0	0	216	1	11	16	244	253	-9
2019-2020	1	3	-2	147	23	8	10	188	215	-27
2020-2021	2	1	1	120	42	3	9	174	241	-67
2021-2022	0	1	-1	183	2	11	8	204	247	-43
2022-2023	0	0	0	208	0	5	12	225	165	60
<b>Average</b>	<b>1</b>	<b>1</b>	<b>0</b>	<b>175</b>	<b>14</b>	<b>8</b>	<b>11</b>	<b>207</b>	<b>224</b>	<b>-17</b>



### Membership Composition June 2023 Cumulative



### Gender Composition June 2023 Cumulative

